



**District Report Card: 2017**


<b>State:</b> Tripura	<b>District:</b> Dhalai
<b>Class:</b> 8	<b>Subject:</b> Mathematics
<b>Schools:</b> 50	<b>Students:</b> 895


**Participation/Coverage**


**Students**

<b>GENDER</b> 	Boys		Girls	
	Number	%	Number	%
	418	46.70	477	53.30

<b>AREA</b> 	Rural		Urban	
	Number	%	Number	%
	792	88.49	103	11.51

<b>CATEGORY</b> 	SC		ST		OBC		GEN	
	Number	%	Number	%	Number	%	Number	%
	181	20.22	502	56.09	161	17.99	51	5.70

<b>CWSN</b> 	LD	VI	HI	S&LD	ID	Oth
	2	1	1	1	1	15

<b>Management</b> 	Government		Government-aided	
	Number	%	Number	%
	895	100.00	0	0.00

**Average Performance of Students in Mathematics (%)**

Overall	Gender		Area		Management		Social Group			
	Male	Female	Rural	Urban	Govt.	Aided	SC	ST	OBC	GEN
36.19	37.59	34.97	37.16	28.74	36.19	0.00	37.68	32.27	44.97	41.83

## Performance on Learning Outcomes (LOs)

Learning Outcomes	Description	Average Performance(%)
M601	Solves problems involving large numbers by applying appropriate operations	32.47
M606	Solves problems on daily life situations involving addition and subtraction of fractions / decimals	27.49
M620	Finds out the perimeter and area of rectangular objects in the surroundings like floor of the class room, surfaces of a chalk box etc.	33.82
M621	Arranges given/collected information in the form of table, pictograph and bar graph and interprets them	38.31
M702	Interprets the division and multiplication of fractions	34.86
M705	Solves problems related to daily life situations involving rational numbers	28.72
M706	Uses exponential form of numbers to simplify problems involving multiplication and division of large numbers	28.18
M707	Adds/subtracts algebraic expressions	45.81
M710	Solves problems related to conversion of percentage to fraction and decimal and vice versa	29.79
M717	Finds out approximate area of closed shapes by using unit square grid/graph sheet	33.55
M719	Finds various representative values for simple data from her/his daily life contexts like mean, median and mode	44.36
M721	Interprets data using bar graph	43.42
M801	Generalizes properties of addition, subtraction, multiplication and division of rational numbers through patterns	25.40
M802	Finds rational numbers between two given rational numbers	40.18
M803	Proves divisibility rules of 2, 3, 4, 5, 6, 9 and 11	38.96
M804	Finds squares, cubes, square roots and cube roots of numbers using different methods	37.41
M808	Uses various algebraic identities in solving problems of daily life	51.50
M812	Verifies properties of parallelogram and establishes the relationship between them through reasoning	29.26
M818	Finds surface area and volume of cuboidal and cylindrical object	38.80
M819	Draws and interprets bar charts and pie charts	39.89

### Range of Performance of Students who Answered Correctly

Below 30%		30% - 50%		50% - 75%		Above 75%	
Number	%	Number	%	Number	%	Number	%
413	46.15	283	31.62	132	14.75	67	7.49

## Lowest Performing Learning Outcomes (LOs)

1 - Generalizes properties of addition, subtraction, multiplication and division of rational numbers through patterns (25.40)

2 - Solves problems on daily life situations involving addition and subtraction of fractions / decimals (27.49)

3 - Uses exponential form of numbers to simplify problems involving multiplication and division of large numbers (28.18)

4 - Solves problems related to daily life situations involving rational numbers (28.72)

5 - Verifies properties of parallelogram and establishes the relationship between them through reasoning (29.26)